

Writing skills practice: Writing about a bar chart – answers

Answers to **Writing about a bar chart – exercises**

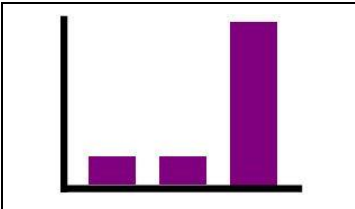
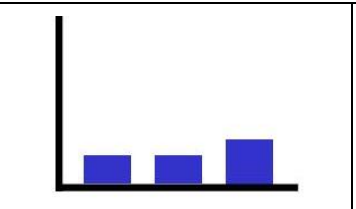
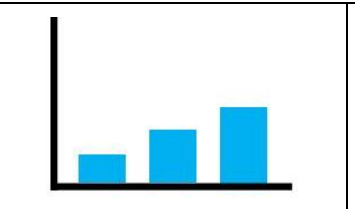
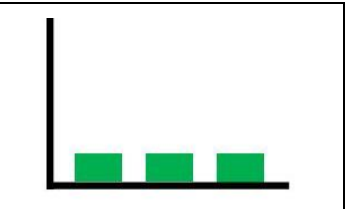
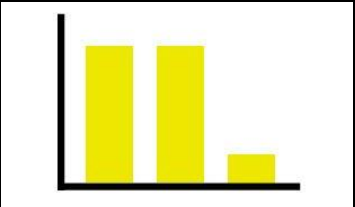
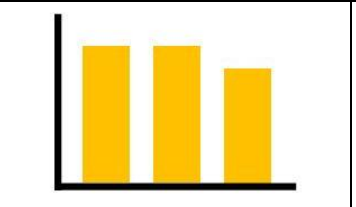
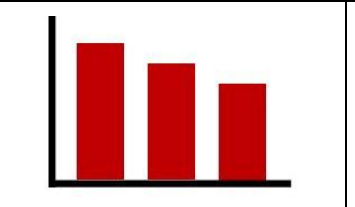
Preparation

1. c
2. c
3. b

1. Check your understanding: true or false

- | | |
|----------|----------|
| 1. True | 4. True |
| 2. False | 5. False |
| 3. True | |

2. Check your writing: picture matching – describing changes in bar charts

			
a sharp rise	a slight rise	a steady rise	no change
			
a sharp fall	a slight fall	a steady fall	

3. Check your writing: matching – useful language

- | | |
|-------------------------------|---|
| 1. Introducing your analysis | 4. Talking about numbers going up |
| 2. Summarising the main trend | 5. Talking about numbers going down |
| 3. Expressing a contrast | 6. Talking about numbers staying the same |

4. Check your writing: gap fill – prepositions

- | | |
|------------|--------------|
| 1. of | 4. In |
| 2. between | 5. from / to |
| 3. in | |